

Rittal – The System.

Faster – better – everywhere.

Ri4Power combination section

A space-saving and tested system



ENCLOSURES

POWER DISTRIBUTION

CLIMATE CONTROL


IT INFRASTRUCTURE

SOFTWARE & SERVICES

FRIEDHELM LOH GROUP

www.rittal.at





Cable connection – ACB section – top

Power is supplied to the combination section enclosure from above, via the central ACB section. This reliable design solution ensures there is sufficient space for the transformer supply line. It provides an efficient connection option for L1/L2/L3 and N.




View when closed

The Ri4Power combination section

... is based on the Rittal VX25 Ri4Power switchgear and power distribution system with a 4 x 50 x 10 mm main busbar and a bar centre spacing of 185 mm.

The special feature of the combination section is that it combines an air circuit-breaker with an NH slimline fuse-switch disconnectors in a single enclosure. The necessary test to ÖVEIEC-61439 Part 1 and Part 2 was carried out successfully at an independent test laboratory (AIT Austrian Institute of Technology).




Cable outlets at the bottom

The arrangement of the NH slimline fuse-switch disconnectors in the lower front of the combination section ensures there is sufficient space for connecting cables. Connection space covers give the short cable connection paths additional protection against contact at the terminals when using long ring terminals and a long collar.




View when open



Multi-functionality

The 4 x 50 x 10 mm N conductor busbar is located in the lower rear part. The N conductor is secured by directly screw-fastening the bar support to the frame section. This ensures an identical arrangement of bars in the lower rear part of the enclosure across all outgoing sections.



Efficient arrangement of switchgear and control-gear assembly


The routing of the main busbar in the lower front part enables efficient distribution of the heat losses from the air circuit-breaker and slimline switch-disconnectors.



PE busbar

The PE busbar is directly screw-fastened to the frame section, ensuring an identical arrangement of bars in the lower front part of the enclosure across all section types.

N conductor line runs down from the section's infeed point at the top to the 4 x 50 x 10 mm N conductor busbar in the lower rear part.



Rittal – The System.

Faster – better – everywhere.



Technical specifications:

- ▶ Rated voltage 400 V AC
- ▶ Rated current 2370 A (IP 2X); 50 Hz
- ▶ Passive ventilation
- ▶ Rated transient current resistance 50 kA/1s
- ▶ Rated surge current resistance 110 kA
- ▶ Tested with air circuit-breakers from Siemens and Schneider, and with NH00/NH3 slimline fuse-switch disconnectors from Rittal and Jean Müller
- ▶ Combination section: 3 x Rittal VX25 600 x 600 x 2000 (W x D x H in mm)

You can find the contact details of all Rittal companies throughout the world here.



www.rittal.com/contact

XAT00002EN2406

ENCLOSURES

POWER DISTRIBUTION

CLIMATE CONTROL

IT INFRASTRUCTURE

SOFTWARE & SERVICES

FRIEDHELM LOH GROUP

www.rittal.at

